



## Balancing the national cheque book (with a view to QT implications)

By Warren Lovely

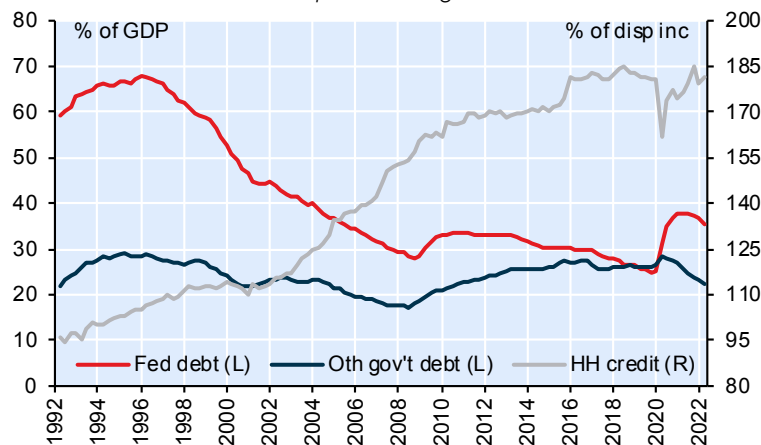
StatCan's national bank sheet and financial flow accounts: a quarterly opportunity to true-up the nation's assets and liabilities; to reflect on which sectors are accessing capital markets; and to quantify where all of Canada's debt is being held. As always, much of the coverage of the latest balance sheet data was household-centric. After all, sordid tales of excessive consumer debt, declining net wealth and painful interest bites are all-too-relatable. But to limit one's vision to the household sector alone, is to be deprived a broader vista. What else did we see from our vantage point? Plenty, with the evolution of government balance sheets and related credit market activity particularly notable.

Look past lofty household debt ratios and you'll find material fiscal consolidation in Canada's government sector. Notwithstanding noise about governments pouring fuel on an inflation fire, the reality is that the majority of above-plan government revenue has so far been steered not to spending, but to the bottom line/debt reduction. That's allowed governments to back away from credit markets. The feds, for instance, secured barely C\$10 billion of net new financing in the second quarter, a mere fraction of what was lifted in 2021:Q2 (and a miniscule tally vs. the extraordinary liquidity scooped up at the peak of the pandemic) (Chart 2). As it stands, Ottawa's recent net financing efforts don't look much different than pre-COVID days (even if larger maturities prop up gross supply). Meantime, the provinces collectively *paid down* market debt in each of the past two quarters. We haven't seen that since before the Global Financial Crisis, if you remember those days (Chart 3).

So give Canadian governments (some) credit for making fiscal hay while the sun shined. A dramatic reduction in government borrowing has made the initial stages of a first-ever BoC Quantitative Tightening exercise less-than-disruptive. To be clear, the road ahead may not be as easy. Restrictive policy rates narrow scope for a soft landing, while politicians are under pressure to address affordability pressures. (Cue a fresh inflation relief package from Mr. Trudeau.) This may result in some marginal net new borrowing ahead. But having cleaned things up fiscally speaking, governments have gone some way towards reducing the risk of significant QT-related indigestion (in the form of loftier term premia) as the Bank continues to passively shed its considerable bond holdings. Note: QT has seen the BoC's ownership share of GoC bonds edge lower (Charts 4-5). A detailed breakdown of debt ownership by issuer category and investor type is presented in the Table on page 2.

### Chart 1: Governments consolidate, households not so much

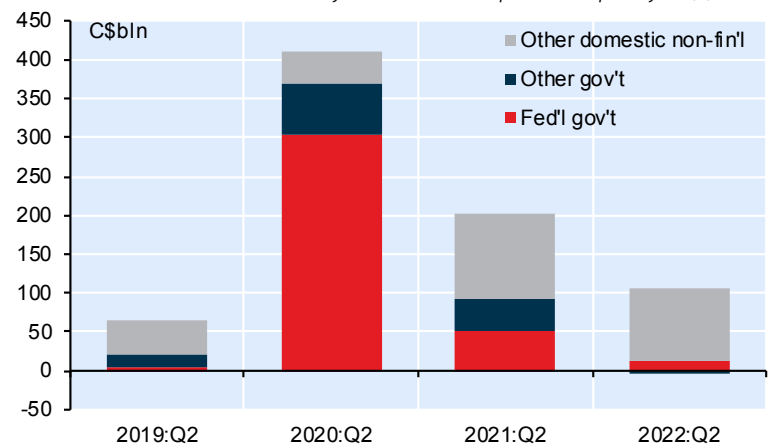
Canada debt to income concepts: General government vs. households



Source: NBF, StatCan (NBS)

### Chart 2: Governments haven't needed credit markets of late

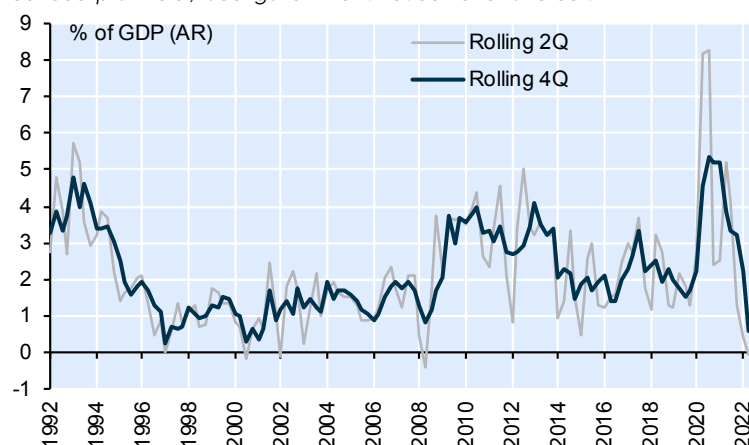
Canada net demand for credit by sector: Latest quarter vs. prior year(s)



Source: NBF, StatCan (NBS)

### Chart 3: Provincial repair clearly reflected in debt markets

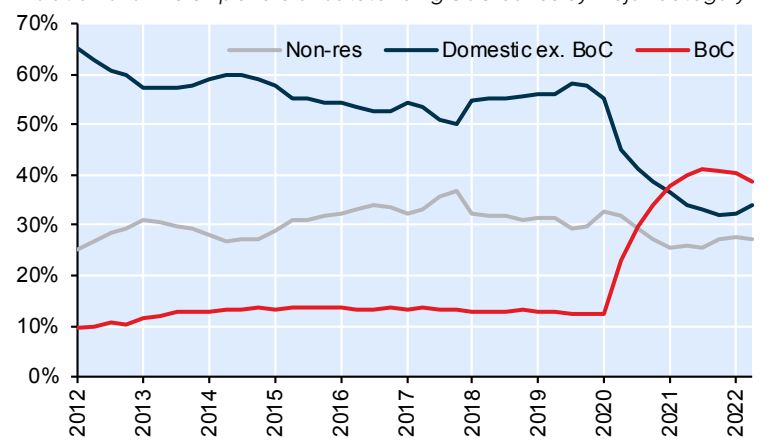
Canada provincial/local government net demand for credit



Source: NBF, StatCan (NBS)

### Chart 4: Reduced supply coincides with BoC QT programme

Evolution of ownership share of outstanding GoC bonds by major category



Source: NBF, StatCan (NBS) | Note: Based on market value of quarterly o/s bonds

**Table 1: Who holds the nearly C\$5 trillion of outstanding Canadian debt securities? It's very much sector specific**

Market value & share of total holdings: Canadian debt securities by type of paper & holdings by detailed NBS sector (2022:Q2)

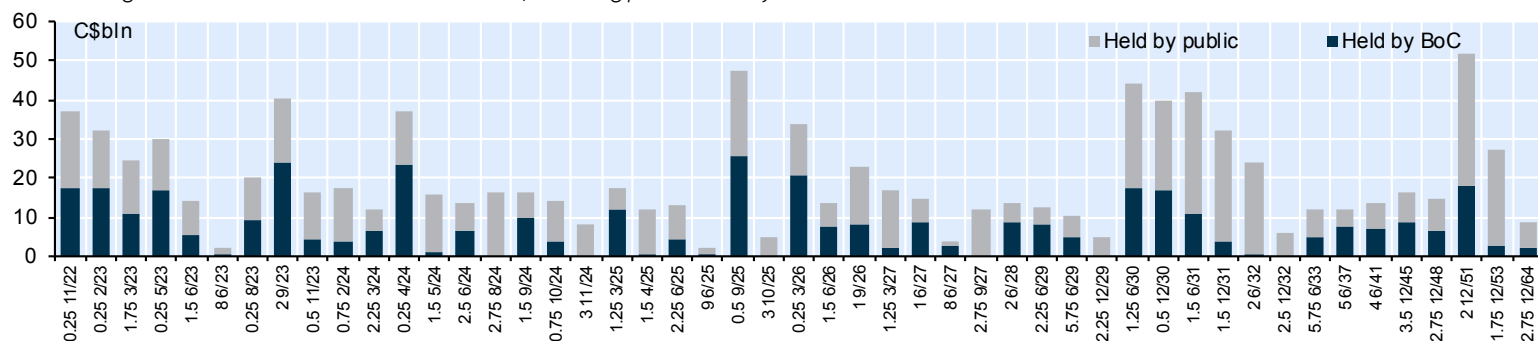
Holdings (C\$bln, market value)	Cdn debt securities	Canadian short-term paper			Canadian bonds				
		All Cdn ST paper	Gov't of Canada	Other sectors	All Cdn bonds	Gov't of Canada	Provincial gov'ts	Local gov'ts	Other sectors*
Total all sectors	4,849.6	613.3	181.5	431.8	4,236.3	1,014.5	882.4	75.9	2,263.5
Domestically held (incl. monetary authority)	3,038.6	407.9	135.8	272.1	2,630.7	737.4	657.3	66.6	1,169.4
Households & non-profit institutions	101.1	8.4	1.1	7.3	92.7	18.3	19.0	16.6	38.8
Corporations	2,578.5	299.7	114.0	185.7	2,278.8	673.6	540.9	31.8	1,032.4
Non-financial corporations	92.2	54.7	13.3	41.4	37.5	3.4	3.5	0.0	30.7
Financial corporations	2,486.3	245.0	100.7	144.3	2,241.2	670.2	537.5	31.8	1,001.8
<b>Bank of Canada</b>	<b>414.7</b>	<b>0.0</b>	<b>0.0</b>	<b>0.0</b>	<b>414.7</b>	<b>393.1</b>	<b>12.4</b>	<b>0.0</b>	<b>9.3</b>
Chartered banks & quasi-banks	477.2	80.0	31.0	49.1	397.2	64.1	124.0	7.1	202.0
Insurance & pension funds	852.5	89.3	38.3	51.0	763.2	142.0	296.6	21.7	302.9
Total other private financial institutions	475.2	67.1	26.2	40.9	408.1	55.6	99.5	2.9	250.2
Financial gov't business enterprises	266.6	8.6	5.3	3.3	258.0	15.5	5.0	0.1	237.3
General governments	359.0	99.9	20.7	79.2	259.1	45.5	97.3	18.2	98.1
Federal general government	9.5	0.5	0.1	0.4	9.0	7.7	0.4	0.0	0.9
Other levels of general government	252.6	78.0	20.6	57.4	174.5	24.5	60.9	17.3	71.9
Provincial & territorial governments	216.1	67.9	20.2	47.7	148.2	22.4	52.5	13.3	60.1
Local governments	36.4	10.1	0.4	9.7	26.3	2.1	8.4	4.0	11.8
Social security funds	96.9	21.3	0.0	21.3	75.6	13.4	36.0	0.9	25.4
Non-residents	1,811.0	205.4	45.6	159.8	1,605.6	277.1	225.2	9.3	1,094.1

Distribution of holdings by security type (%)	Cdn debt securities	Canadian short-term paper			Canadian bonds				
		All Cdn ST paper	Gov't of Canada	Other sectors	All Cdn bonds	Gov't of Canada	Provincial gov'ts	Local gov'ts	Other sectors*
Total all sectors	100%	100%	100%	100%	100%	100%	100%	100%	100%
Domestically held (incl. monetary authority)	63%	67%	75%	63%	62%	73%	74%	88%	52%
Households & non-profit institutions	2%	1%	1%	2%	2%	2%	2%	22%	2%
Corporations	53%	49%	63%	43%	54%	66%	61%	42%	46%
Non-financial corporations	2%	9%	7%	10%	1%	0%	0%	0%	1%
Financial corporations	51%	40%	56%	33%	53%	66%	61%	42%	44%
<b>Bank of Canada</b>	<b>8.6%</b>	<b>0.0%</b>	<b>0.0%</b>	<b>0.0%</b>	<b>9.8%</b>	<b>38.7%</b>	<b>1.4%</b>	<b>0.0%</b>	<b>0.4%</b>
Chartered banks & quasi-banks	10%	13%	17%	11%	9%	6%	14%	9%	9%
Insurance & pension funds	18%	15%	21%	12%	18%	14%	34%	29%	13%
Total other private financial institutions	10%	11%	14%	9%	10%	5%	11%	4%	11%
Financial gov't business enterprises	5%	1%	3%	1%	6%	2%	1%	0%	10%
General governments	7%	16%	11%	18%	6%	4%	11%	24%	4%
Federal general government	0%	0%	0%	0%	0%	1%	0%	0%	0%
Other levels of general government	5%	13%	11%	13%	4%	2%	7%	23%	3%
Provincial & territorial governments	4%	11%	11%	11%	3%	2%	6%	17%	3%
Local governments	1%	2%	0%	2%	1%	0%	1%	5%	1%
Social security funds	2%	3%	0%	5%	2%	1%	4%	1%	1%
Non-residents	37%	33%	25%	37%	38%	27%	26%	12%	48%

Source: NBF, Source: NBF, StatCan | Note: Canadian debt securities includes issues denominated in CAD as well as securities denominated in foreign currencies; other Canadian bond sectors includes corporates, CMB, GBEs, other public sector, etc.

**Chart 5: A snapshot of current BoC holdings of GoC bonds**

Outstanding Government of Canada nominal bonds, including portion held by Bank of Canada





## Economics and Strategy

### Montreal Office

514-879-2529

#### Stéfane Marion

*Chief Economist and Strategist*  
stefane.marion@nbc.ca

#### Kyle Dahms

*Economist*  
kyle.dahms@nbc.ca

#### Alexandra Ducharme

*Economist*  
alexandra.ducharme@nbc.ca

#### Matthieu Arseneau

*Deputy Chief Economist*  
matthieu.arseneau@nbc.ca

#### Daren King

*Economist*  
daren.king@nbc.ca

#### Angelo Katsoras

*Geopolitical Analyst*  
angelo.katsoras@nbc.ca

#### Jocelyn Paquet

*Economist*  
jocelyn.paquet@nbc.ca

### Toronto Office

416-869-8598

#### Warren Lovely

*Chief Rates and Public Sector Strategist*  
warren.lovely@nbc.ca

#### Taylor Schleich

*Rates Strategist*  
taylor.schleich@nbc.ca

### General

This Report was prepared by National Bank Financial, Inc. (NBF), (a Canadian investment dealer, member of IIROC), an indirect wholly owned subsidiary of National Bank of Canada. National Bank of Canada is a public company listed on the Toronto Stock Exchange.

The particulars contained herein were obtained from sources which we believe to be reliable but are not guaranteed by us and may be incomplete and may be subject to change without notice. The information is current as of the date of this document. Neither the author nor NBF assumes any obligation to update the information or advise on further developments relating to the topics or securities discussed. The opinions expressed are based upon the author(s) analysis and interpretation of these particulars and are not to be construed as a solicitation or offer to buy or sell the securities mentioned herein, and nothing in this Report constitutes a representation that any investment strategy or recommendation contained herein is suitable or appropriate to a recipient's individual circumstances. In all cases, investors should conduct their own investigation and analysis of such information before taking or omitting to take any action in relation to securities or markets that are analyzed in this Report. The Report alone is not intended to form the basis for an investment decision, or to replace any due diligence or analytical work required by you in making an investment decision.

This Report is for distribution only under such circumstances as may be permitted by applicable law. This Report is not directed at you if NBF or any affiliate distributing this Report is prohibited or restricted by any legislation or regulation in any jurisdiction from making it available to you. You should satisfy yourself before reading it that NBF is permitted to provide this Report to you under relevant legislation and regulations.

National Bank of Canada Financial Markets is a trade name used by National Bank Financial and National Bank of Canada Financial Inc.

### Canadian Residents

NBF or its affiliates may engage in any trading strategies described herein for their own account or on a discretionary basis on behalf of certain clients and as market conditions change, may amend or change investment strategy including full and complete divestment. The trading interests of NBF and its affiliates may also be contrary to any opinions expressed in this Report.

NBF or its affiliates often act as financial advisor, agent or underwriter for certain issuers mentioned herein and may receive remuneration for its services. As well, NBF and its affiliates and/or their officers, directors, representatives, associates, may have a position in the securities mentioned herein and may make purchases and/or sales of these securities from time to time in the open market or otherwise. NBF and its affiliates may make a market in securities mentioned in this Report. This Report may not be independent of the proprietary interests of NBF and its affiliates.

This Report is not considered a research product under Canadian law and regulation, and consequently is not governed by Canadian rules applicable to the publication and distribution of research Reports, including relevant restrictions or disclosures required to be included in research Reports.



### UK Residents

This Report is a marketing document. This Report has not been prepared in accordance with EU legal requirements designed to promote the independence of investment research and it is not subject to any prohibition on dealing ahead of the dissemination of investment research. In respect of the distribution of this Report to UK residents, NBF has approved the contents (including, where necessary, for the purposes of Section 21(1) of the Financial Services and Markets Act 2000). This Report is for information purposes only and does not constitute a personal recommendation, or investment, legal or tax advice. NBF and/or its parent and/or any companies within or affiliates of the National Bank of Canada group and/or any of their directors, officers and employees may have or may have had interests or long or short positions in, and may at any time make purchases and/or sales as principal or agent, or may act or may have acted as market maker in the relevant investments or related investments discussed in this Report, or may act or have acted as investment and/or commercial banker with respect hereto. The value of investments, and the income derived from them, can go down as well as up and you may not get back the amount invested. Past performance is not a guide to future performance. If an investment is denominated in a foreign currency, rates of exchange may have an adverse effect on the value of the investment. Investments which are illiquid may be difficult to sell or realise; it may also be difficult to obtain reliable information about their value or the extent of the risks to which they are exposed. Certain transactions, including those involving futures, swaps, and other derivatives, give rise to substantial risk and are not suitable for all investors. The investments contained in this Report are not available to retail customers and this Report is not for distribution to retail clients (within the meaning of the rules of the Financial Conduct Authority). Persons who are retail clients should not act or rely upon the information in this Report. This Report does not constitute or form part of any offer for sale or subscription of or solicitation of any offer to buy or subscribe for the securities described herein nor shall it or any part of it form the basis of or be relied on in connection with any contract or commitment whatsoever.

This information is only for distribution to Eligible Counterparties and Professional Clients in the United Kingdom within the meaning of the rules of the Financial Conduct Authority. NBF is authorised and regulated by the Financial Conduct Authority and has its registered office at 70 St. Mary Axe, London, EC3A 8BE.

NBF is not authorised by the Prudential Regulation Authority and the Financial Conduct Authority to accept deposits in the United Kingdom.

### U.S. Residents

With respect to the distribution of this report in the United States of America, National Bank of Canada Financial Inc. ("NBCFI") which is regulated by the Financial Industry Regulatory Authority (FINRA) and a member of the Securities Investor Protection Corporation (SIPC), an affiliate of NBF, accepts responsibility for its contents, subject to any terms set out above. To make further inquiry related to this report, or to effect any transaction, United States residents should contact their NBCFI registered representative.

This report is not a research report and is intended for Major U.S. Institutional Investors only.

This report is not subject to U.S. independence and disclosure standards applicable to research reports.

### HK Residents

With respect to the distribution of this report in Hong Kong by NBC Financial Markets Asia Limited ("NBCFMA") which is licensed by the Securities and Futures Commission ("SFC") to conduct Type 1 (dealing in securities) and Type 3 (leveraged foreign exchange trading) regulated activities, the contents of this report are solely for informational purposes. It has not been approved by, reviewed by, verified by or filed with any regulator in Hong Kong. Nothing herein is a recommendation, advice, offer or solicitation to buy or sell a product or service, nor an official confirmation of any transaction. None of the products issuers, NBCFMA or its affiliates or other persons or entities named herein are obliged to notify you of changes to any information and none of the foregoing assume any loss suffered by you in reliance of such information.

The content of this report may contain information about investment products which are not authorized by SFC for offering to the public in Hong Kong and such information will only be available to those persons who are Professional Investors (as defined in the Securities and Futures Ordinance of Hong Kong ("SFO")). If you are in any doubt as to your status you should consult a financial adviser or contact us. This material is not meant to be marketing materials and is not intended for public distribution. Please note that neither this material nor the product referred to is authorized for sale by SFC. Please refer to product prospectus for full details.

There may be conflicts of interest relating to NBCFMA or its affiliates' businesses. These activities and interests include potential multiple advisory, transactional and financial and other interests in securities and instruments that may be purchased or sold by NBCFMA or its affiliates, or in other investment vehicles which are managed by NBCFMA or its affiliates that may purchase or sell such securities and instruments.

No other entity within the National Bank of Canada group, including National Bank of Canada and National Bank Financial Inc, is licensed or registered with the SFC. Accordingly, such entities and their employees are not permitted and do not intend to: (i) carry on a business in any regulated activity in Hong Kong; (ii) hold themselves out as carrying on a business in any regulated activity in Hong Kong; or (iii) actively market their services to the Hong Kong public.

### Copyright

This Report may not be reproduced in whole or in part, or further distributed or published or referred to in any manner whatsoever, nor may the information, opinions or conclusions contained in it be referred to without in each case the prior express written consent of NBF.